



As described and supported in G.S. §163-128 (a), the Forsyth County Board of Elections requests approval for the redrawing of boundaries of the county's seven largest precincts - Precinct 011, 072, 082, 122, 133, 201, and 507; subsequently, the creation of seven new precincts in each of these areas. The redrawing of these precinct boundaries is intended to ensure that voting power and representation are distributed equally, based on population and, that voters can comfortably and effectively vote on Election Day. All seven precincts have over 4,500 registered voters (range 4,600-6,300) based on the numbers in the statistics of precincts splits from June 1, 2021.

A disruption in the voting pattern due to the redrawing of boundaries and the creation of new precincts in those areas is expected. However, redistricting is a necessary change for these particular precincts as well as the most efficient and proactive way to ensure a manageable number of registered voters during elections. This process will guarantee voters are well represented and accommodated when voting in person.

In accordance with G.S. §163-132.3 (1), the redrawing of precinct boundaries for Precinct 011, 072, 082, 122, 133, 201, and 507 and the creation of the new Precincts 016, 076, 084, 121, 134, 202 and 508 follows the uniform standard for contiguous territory and coincides with the most recent Census block boundaries as outlined in the TIGER/Line Shapefiles, by keeping the splits as balanced as possible per State law. In this process, the compactness, contiguity, and preservation of established communities in those areas will also be considered.

This request is a result of the trend in voter registration growth in these precincts and therefore, the steady increase of voter turnout in the past four major elections. Supporting data from the 2014-2020 elections have been gathered for this proposal and are available below.

The table below displays the increase of registered voters for Precinct 011 in the last 4 years.

Year	Registered Voters
2014	4,433
2016	4,665
2018	4,825
2020	4,959

Precinct Split: Glenn High School – code 011

New Precinct: The Crossing Church – code 016

Total Registered Voters as June 2021	4,875
Precinct	Number of Registered Voters After Split
Glenn High School	2,374
The Crossing Church	2,501

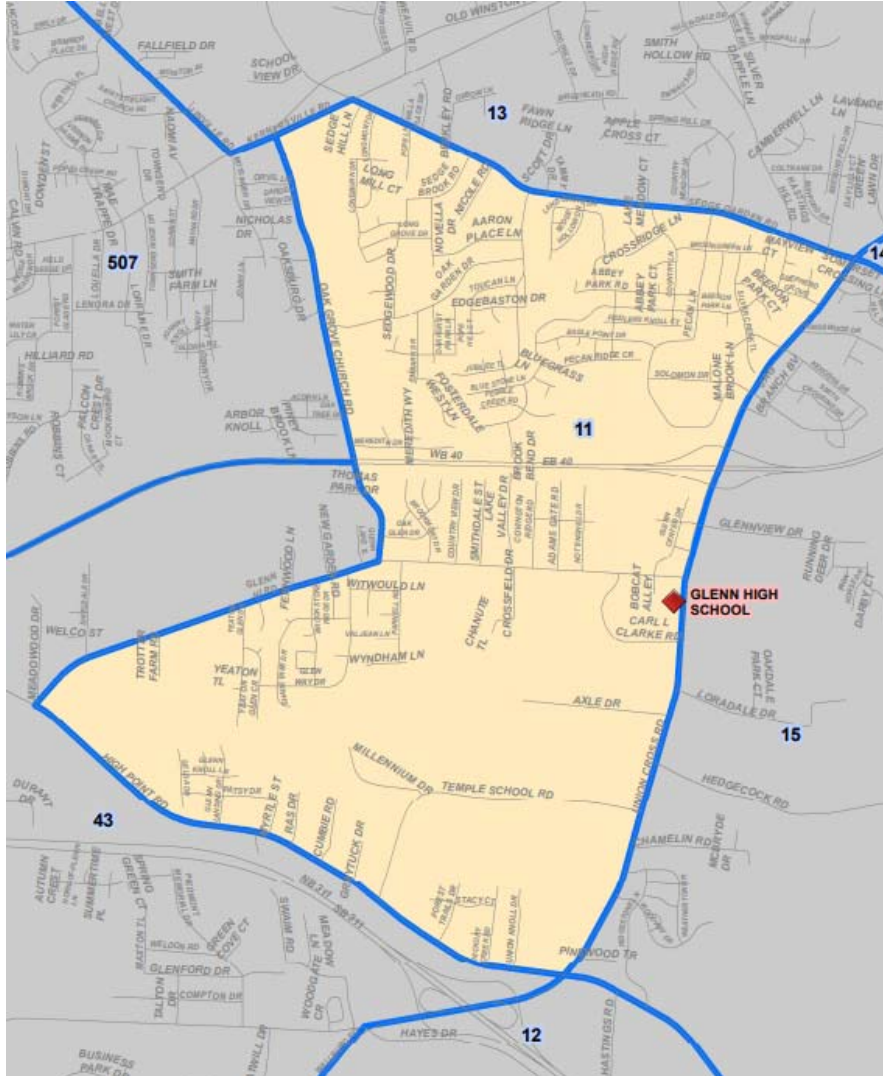
In the last four elections, precinct 011- Glenn High School had an average of 1,044 in-person voters. It is possible to see a decrease in in-person voting in the 2020 General Election due to the historical absentee-by-mail turnout. However, the consistent trend on in-person voting is evident in 2014, 2016, and 2018 elections.

Election Year	Votes in Person
2014	1,316
2016	1,195
2018	1,111
2020	555

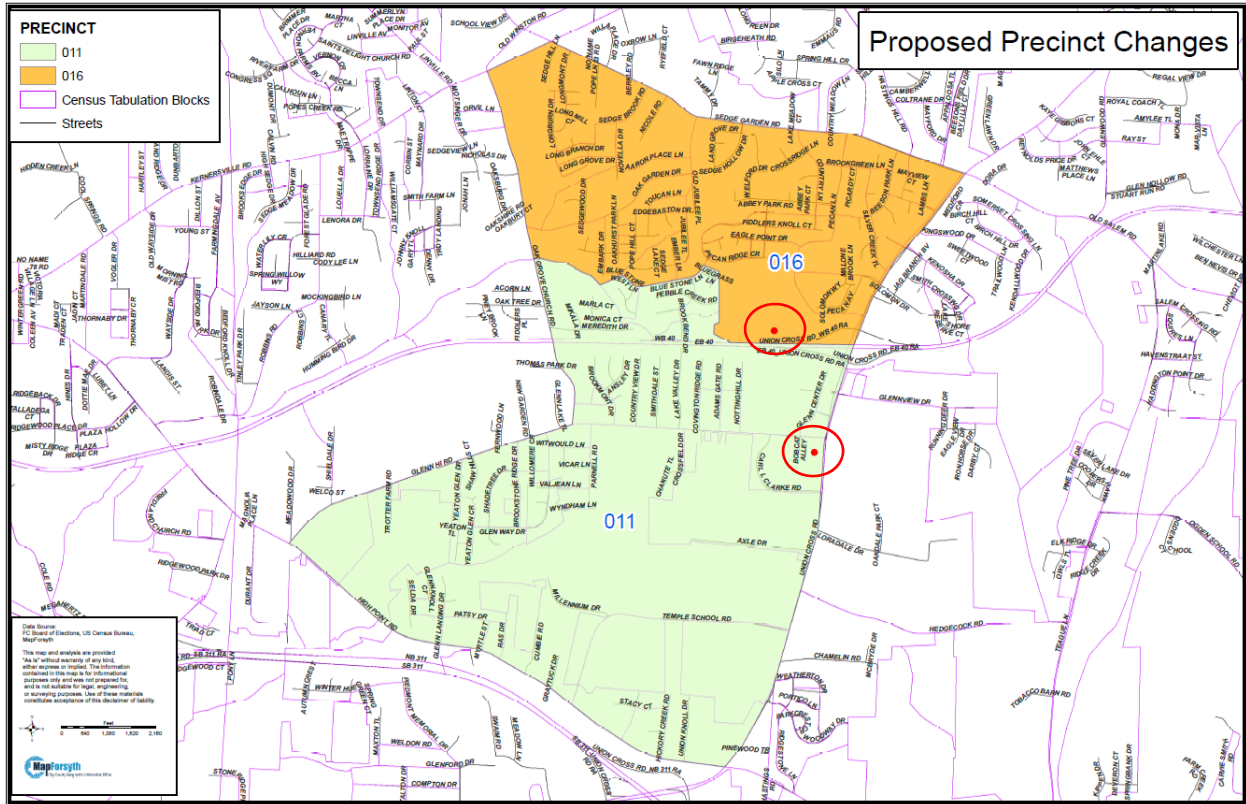
In the last four elections, precinct 011- Glenn High School had an average of 319 absentee by-mail voters. Although the 2020 General Election had a historical absentee by-mail turnout, it is possible to see the consistent low trend in the number of absentee by-mail votes in the 2014, 2016 and, 2018 elections.

Election Year	Absentee By-Mail Votes
2014	89
2016	191
2018	169
2020	829

- Precinct 011, Glenn High School is located at 1600 Union Cross Road, Kernersville, NC 27284.
- Map for Precinct 011 before the redrawing of boundaries.



- Precinct 016, The Crossing Church is located at 1650 Pecan Ln, Kernersville, NC 27284.
- Map for the new Precinct 016.



Statistics

011 Current

Row Labels	Count of GENDER
F	2,357
M	2,005
U	511
Grand Total	4,873

011 Proposed

Row Labels	Count of GENDER
F	1,139
M	989
U	245
Grand Total	2,373

016 Proposed

Row Labels	Count of GENDER
F	1,218
M	1,016
U	266
Grand Total	2,500

Row Labels	Count of RACE
A	58
B	830
I	11
M	20
O	122
U	584
W	3,248
Grand Total	4,873

Row Labels	Count of RACE
A	19
B	429
I	6
M	11
O	56
U	273
W	1,579
Grand Total	2,373

Row Labels	Count of RACE
A	39
B	401
I	5
M	9
O	66
U	311
W	1,669
Grand Total	2,500

Row Labels	Count of ETHNICITY
HL	190
NL	3,356
UN	1,327
Grand Total	4,873

Row Labels	Count of ETHNICITY
HL	80
NL	1,659
UN	634
Grand Total	2,373

Row Labels	Count of ETHNICITY
HL	110
NL	1,697
UN	693
Grand Total	2,500

Row Labels	Count of PARTY
DEM	1,458
REP	1,718
UNA	1,659
LIB	35
CST	2
GRE	1
Grand Total	4,873

Row Labels	Count of PARTY
DEM	690
REP	838
UNA	827
LIB	16
CST	1
GRE	1
Grand Total	2,373

Row Labels	Count of PARTY
DEM	768
REP	880
UNA	832
LIB	19
CST	1
Grand Total	2,500

The table below displays the increase of registered voters for Precinct 072 in the last 4 years.

Year	Registered Voters
2014	5,450
2016	5,629
2018	5,790
2020	6,108

Precinct Split: Southwest Elementary School– code 072

New Precinct: To Be Determined – code 076

Total Registered Voters as June 2021	5,944
Precinct	Number of Registered Voters After Spilt
Southwest Elementary School	2,892
To Be Determined	3,052

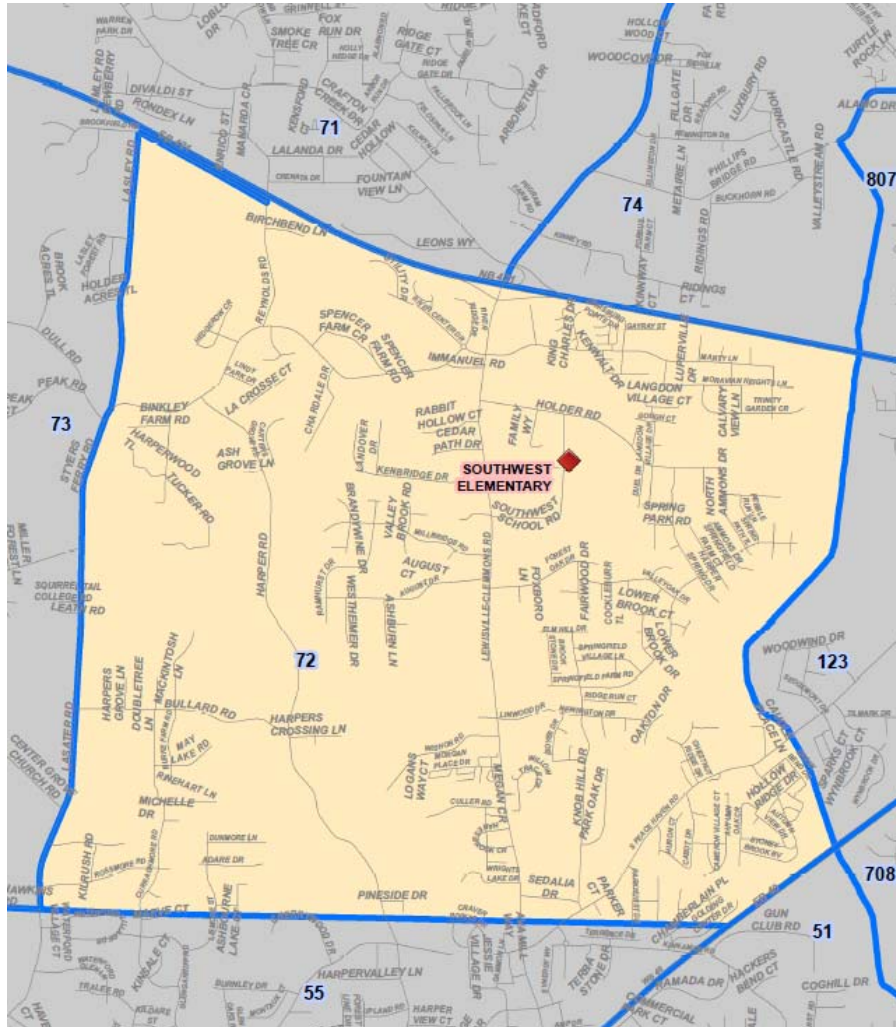
In the last four elections, precinct 072- Southwest Elementary School had an average of 1,005 in-person voters. It is possible to see a decrease in in-person voting in the 2020 General Election due to the historical absentee-by-mail turnout. However, the consistent trend on in-person voting is evident in 2014, 2016, and 2018 elections.

Election Year	Votes in Person
2014	1,285
2016	1,115
2018	1,080
2020	541

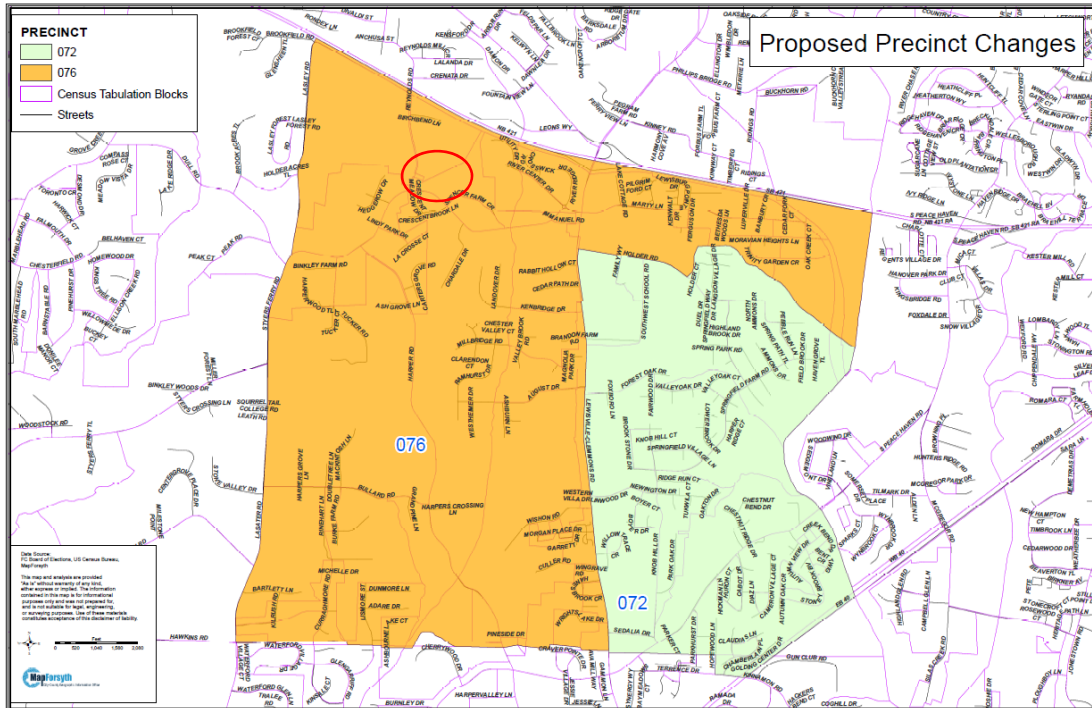
In the last four elections, precinct 072- Southwest Elementary School had an average of 511 absentee by-mail voters. Although the 2020 General Election had a historical absentee by-mail turnout, it is possible to see the consistent low trend in the number of absentee by-mail votes in the 2014, 2016 and, 2018 elections.

Election Year	Absentee By-Mail Votes
2014	151
2016	359
2018	310
2020	1,223

- Precinct 072, Southwest Elementary School is located at 1631 Southwest School Road, Clemmons, NC 27023.
- Map for Precinct 072 before the redrawing of boundaries.



- Precinct 076 boundary lines can be observed below.
- Polling place location have not yet been determined.



Statistics

072 Current

Row Labels	Count of GENDER
F	2,962
M	2,432
U	548
Grand Total	5,942

Row Labels	Count of RACE
A	107
B	569
I	4
M	22
O	221
U	674
W	4,345
Grand Total	5,942

Row Labels	Count of ETHNICITY
HL	267
NL	4,176
UN	1,499
Grand Total	5,942

Row Labels	Count of PARTY
DEM	1,575
REP	2,239
UNA	2,077
LIB	42
CST	4
GRE	5
Grand Total	5,942

072 Proposed

Row Labels	Count of GENDER
F	1,455
M	1,153
U	283
Grand Total	2,891

Row Labels	Count of RACE
A	57
B	269
I	3
M	14
O	145
U	363
W	2,040
Grand Total	2,891

Row Labels	Count of ETHNICITY
HL	169
NL	1,964
UN	758
Grand Total	2,891

Row Labels	Count of PARTY
DEM	810
REP	1,006
UNA	1,050
LIB	22
CST	2
GRE	1
Grand Total	2,891

076 Proposed

Row Labels	Count of GENDER
F	1,507
M	1,279
U	265
Grand Total	3,051

Row Labels	Count of RACE
A	50
B	300
I	1
M	8
O	76
U	311
W	2,305
Grand Total	3,051

Row Labels	Count of ETHNICITY
HL	98
NL	2,212
UN	741
Grand Total	3,051

Row Labels	Count of PARTY
DEM	765
REP	1,233
UNA	1,027
LIB	20
CST	2
GRE	4
Grand Total	3,051

The table below displays the increase of registered voters for Precinct 082 in the last 4 years.

Year	Registered Voters
2014	4,091
2016	4,445
2018	4,563
2020	4,737

Precinct Split: East Forsyth High School – code 082

New Precinct: Edgewood Baptist Church – code 084

Total Registered Voters as June 2021	4,657
Precinct	Number of Registered Voter After Spilt
East Forsyth High School	2,329
Edgewood Baptist Church	2,328

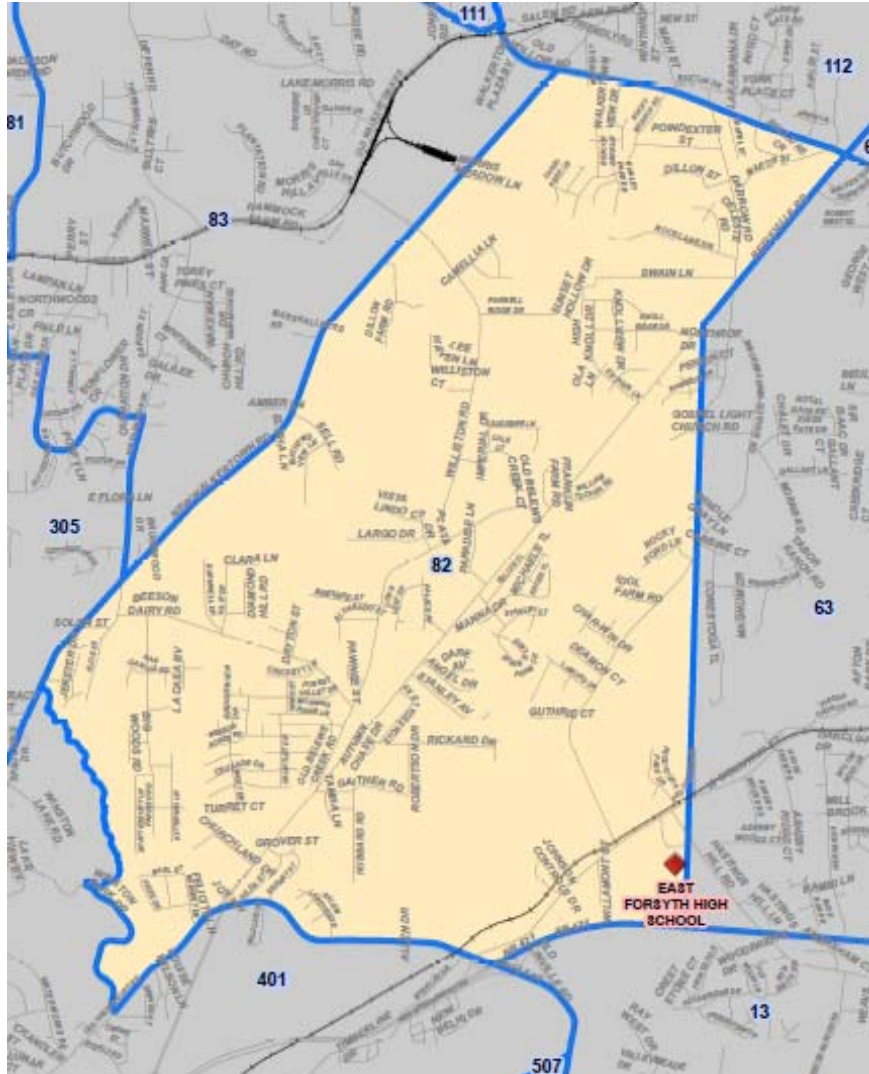
In the last four elections, precinct 082- East Forsyth High School had an average of 723 in-person voters. It is possible to see a decrease in in-person voting in the 2020 General Election due to the historical absentee-by-mail turnout. However, the consistent trend on in-person voting is evident, especially in 2014 and 2018 elections.

Election Year	Votes in Person
2014	948
2016	782
2018	747
2020	417

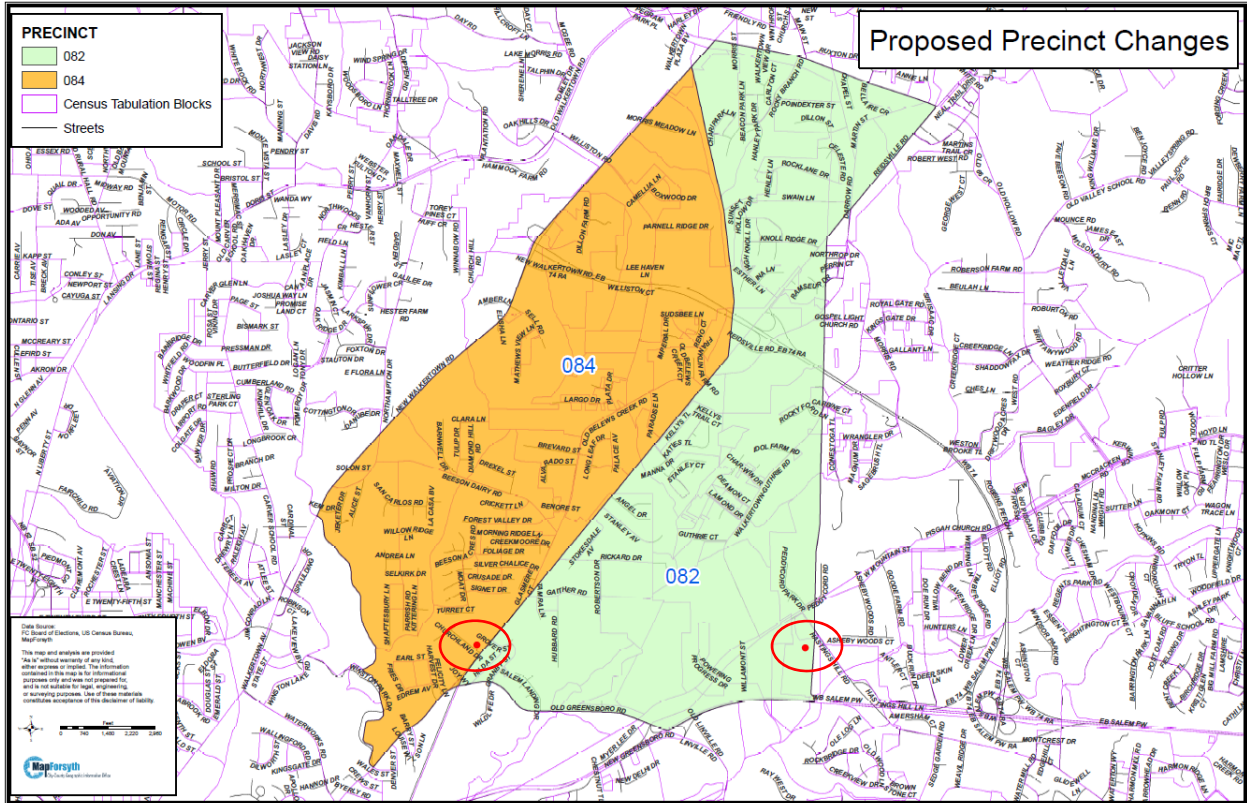
In the last four elections, precinct 082- East Forsyth High School had an average of 292 absentee by-mail voters. Although the 2020 General Election had a historical absentee by-mail turnout, it is possible to see the consistent low trend in the number of absentee by-mail votes in the 2014, 2016 and, 2018 elections.

Election Year	Absentee By-Mail Votes
2014	71
2016	165
2018	145
2020	788

- Precinct 082, East Forsyth High School is located at 2500 W. Mountain St., Kernersville, NC 27284.
- Map for Precinct 082 before the redrawing of boundaries.



- Precinct 084, Edgewood Baptist Church is located at 4067 Reidsville Rd, Winston-Salem, NC 27101.
- Map for new Precinct 084.



Statistics

082 Current

Row Labels	Count of GENDER
F	2277
M	1941
U	437
Grand Total	4655

Row Labels	Count of RACE
A	40
B	1655
I	10
M	29
O	94
P	2
U	493
W	2332
Grand Total	4655

Row Labels	Count of ETHNICITY
HL	156
NL	3217
UN	1282
Grand Total	4655

Row Labels	Count of PARTY
DEM	2001
REP	1363
UNA	1268
LIB	18
CST	4
GRE	1
Grand Total	4655

082 Proposed

Row Labels	Count of GENDER
F	1108
M	1001
U	219
Grand Total	2328

Row Labels	Count of RACE
A	29
B	469
I	6
M	10
O	47
P	2
U	242
W	1523
Grand Total	2328

Row Labels	Count of ETHNICITY
HL	72
NL	1641
UN	615
Grand Total	2328

Row Labels	Count of PARTY
DEM	710
REP	924
UNA	683
LIB	10
CST	1
Grand Total	2328

084 Proposed

Row Labels	Count of GENDER
F	1169
M	940
U	218
Grand Total	2327

Row Labels	Count of RACE
A	11
B	1186
I	4
M	19
O	47
U	251
W	809
Grand Total	2327

Row Labels	Count of ETHNICITY
HL	84
NL	1576
UN	667
Grand Total	2327

Row Labels	Count of PARTY
DEM	1291
REP	439
UNA	585
LIB	8
CST	3
GRE	1
Grand Total	2327

The table below displays the increase of registered voters for Precinct 122 in the last 4 years.

Year	Registered Voters
2014	5,014
2016	5,641
2018	6,023
2020	6,633

Precinct Split: Heavenview United Pentecostal Church – code 122

New Precinct: Flat Rock Middle School – code 121

Total Registered Voters as June 2021	6,375
Precinct	Number of Registered Voter After Spilt
Heavenview United Pentecostal Church	3,252
Flat Rock Middle School	3,123

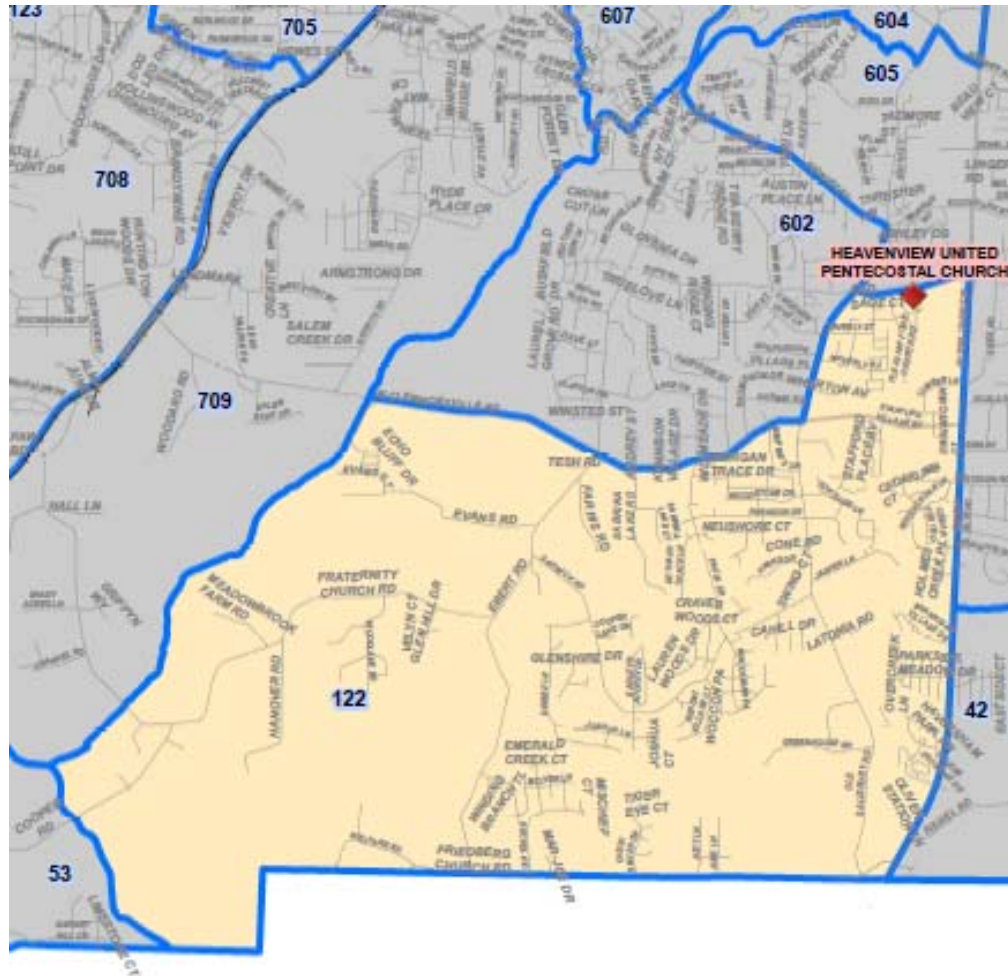
In the last four elections, precinct 122 - Heavenview United Pentecostal Church, had an average of 1,152 in-person voters. It is possible to see a decrease in in-person voting in the 2020 General Election due to the historical absentee-by-mail turnout. However, the consistent trend on in-person voting is evident in 2014, 2016 and 2018 elections.

Election Year	Votes in Person
2014	1,476
2016	1,300
2018	1,235
2020	598

In the last four elections, precinct 122- Heavenview United Pentecostal Church had an average of 381 absentee by-mail voters. Although the 2020 General Election had a historical absentee by-mail turnout, it is possible to see the consistent low trend in the number of absentee by-mail votes in the 2014, 2016 and, 2018 elections.

Election Year	Absentee By-Mail Votes
2014	74
2016	192
2018	168
2020	1,090

- Precinct 122, Heavenview United Pentecostal Church is located at 1410 W Clemmonsville Rd., Winston-Salem, NC 27127.
- Map for Precinct 122 before the redrawing of boundaries.



Statistics

122 Current

GENDER	Count - GENDER
F	3,144
M	2,483
U	746
Total Result	6,373

122 Proposed

GENDER	Count - GENDER
F	1,616
M	1,257
U	378
Total Result	3,251

121 Proposed

GENDER	Count - GENDER
F	1,528
M	1,226
U	368
Total Result	3,122

RACE	Count - RACE
A	128
B	2,151
I	16
M	44
O	229
U	838
W	2,967
Total Result	6,373

RACE	Count - RACE
A	85
B	1,255
I	8
M	24
O	123
U	419
W	1,337
Total Result	3,251

RACE	Count - RACE
A	43
B	896
I	8
M	20
O	106
U	419
W	1,630
Total Result	3,122

ETHNICITY	Count - ETHNICITY
HL	338
NL	4,215
UN	1,820
Total Result	6,373

ETHNICITY	Count - ETHNICITY
HL	179
NL	2,143
UN	929
Total Result	3,251

ETHNICITY	Count - ETHNICITY
HL	159
NL	2,072
UN	891
Total Result	3,122

PARTY	Count - PARTY
CST	9
DEM	2,794
GRE	3
LIB	40
REP	1,453
UNA	2,074
Total Result	6,373

PARTY	Count - PARTY
CST	5
DEM	1,522
GRE	2
LIB	18
REP	639
UNA	1,065
Total Result	3,251

PARTY	Count - PARTY
CST	4
DEM	1,272
GRE	1
LIB	22
REP	814
UNA	1,009
Total Result	3,122

The table below displays the increase of registered voters for Precinct 133 in the last 4 years.

Year	Registered Voters
2014	5,222
2016	5,497
2018	5,711
2020	6,123

Precinct Split: Shiloh Lutheran Church – code 133

New Precinct: Grace Baptist Church – code 134

Total Registered Voters as June 2021	6,083
Precinct	Number of Registered Voter After Spilt
Shiloh Lutheran Church	3,032
Grace Baptist Church	3,051

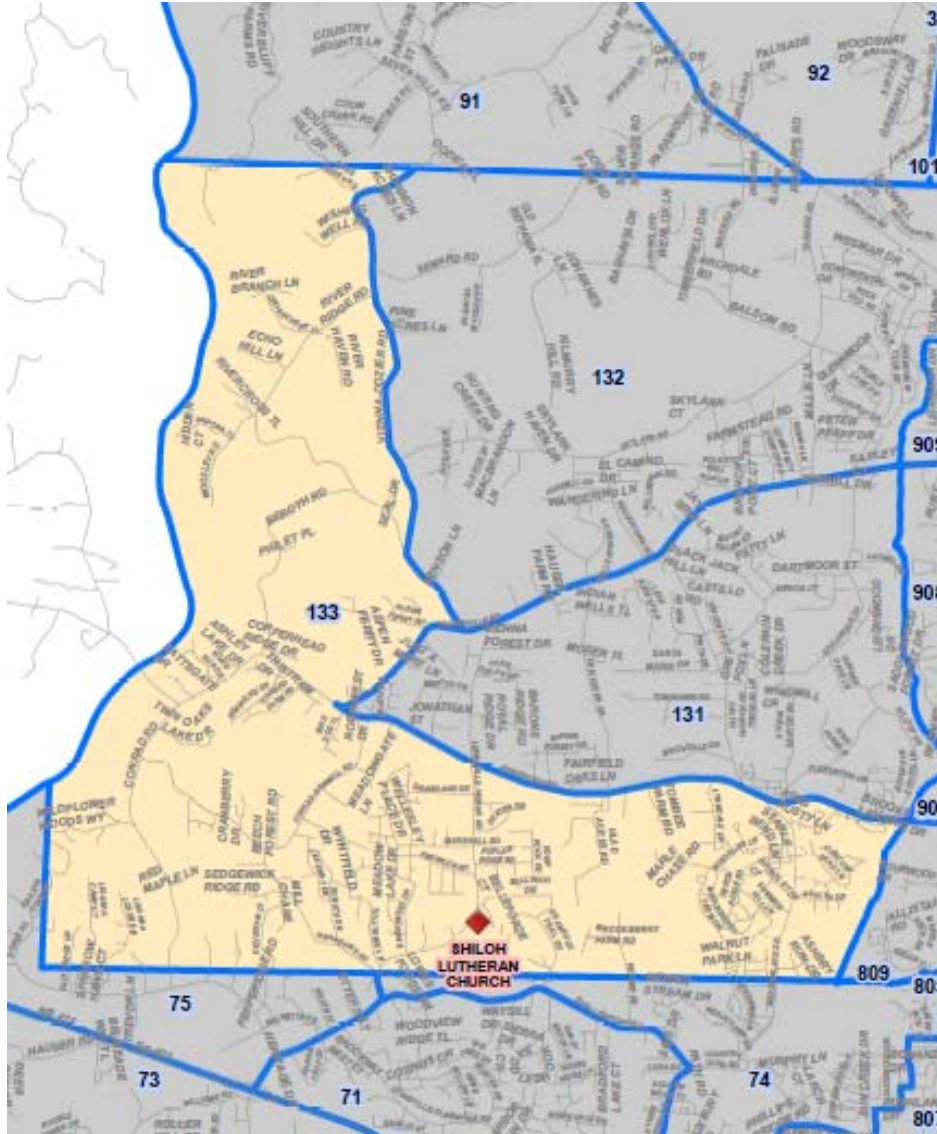
In the last four elections, precinct 133 - Shiloh Lutheran Church had an average of 1,044 in-person voters. It is possible to see a decrease in in-person voting in the 2020 General Election due to the historical absentee-by-mail turnout. However, the consistent trend on in-person voting is evident in 2014, 2016, and 2018 elections.

Election Year	Votes in Person
2014	1,448
2016	1,172
2018	1,156
2020	512

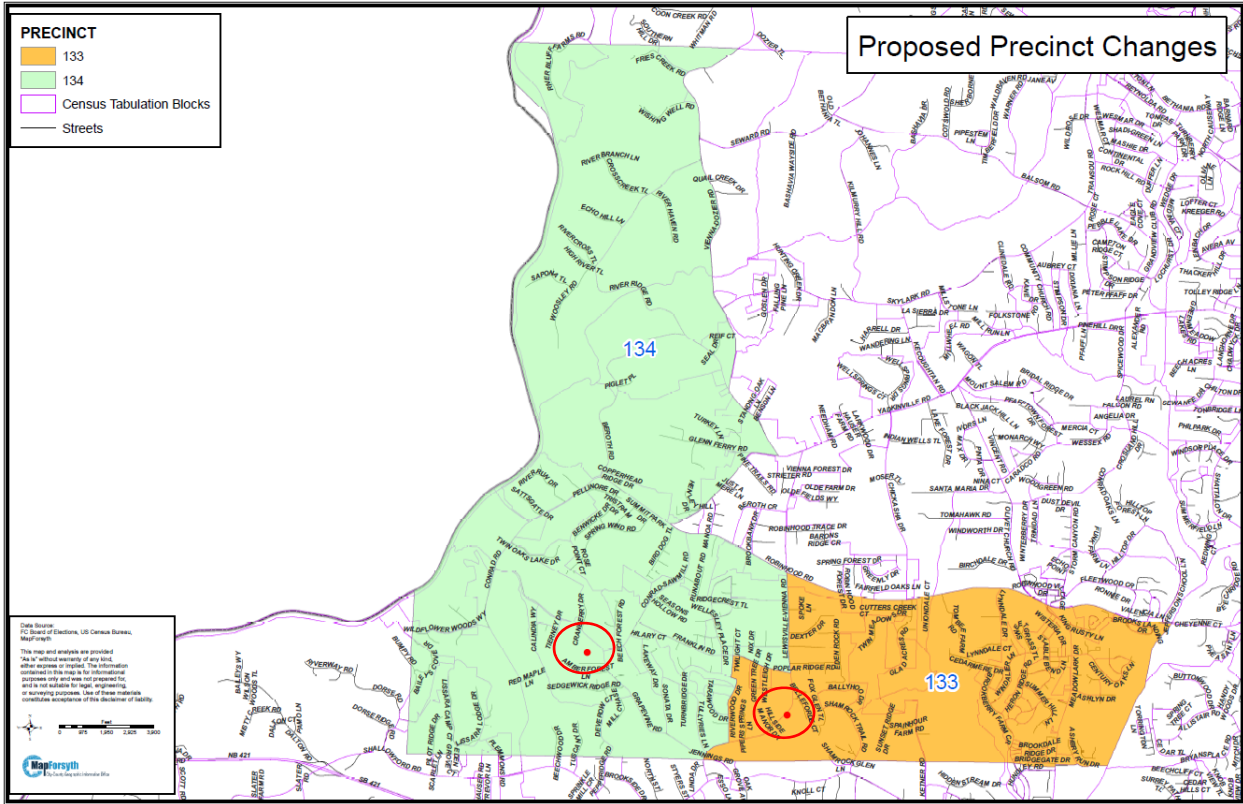
In the last four elections, precinct 133- Shiloh Lutheran Church had an average of 319 absentee by-mail voters. Although the 2020 General Election had a historical absentee by-mail turnout, it is possible to see the low trend in the number of absentee by-mail votes in the 2014, 2016 and, 2018 elections.

Election Year	Absentee By-Mail Votes
2014	212
2016	429
2018	373
2020	1,379

- Precinct 133, Shiloh Lutheran Church is located at 703 Lewisville Vienna Rd., Lewisville 27023.
- Map for Precinct 133 before the redrawing of boundaries.



- Precinct 134, Grace Baptist Church is located at 7795 Grapevine Rd, Lewisville, NC 27023.
- Map for new Precinct 134.



Statistics

133 Current

Row Labels	Count of GENDER
F	2,957
M	2,618
U	506
Grand Total	6,081

Row Labels	Count of RACE
A	92
B	287
I	12
M	18
O	128
U	571
W	4,973
Grand Total	6,081

Row Labels	Count of ETHNICITY
HL	107
NL	4,604
UN	1,370
Grand Total	6,081

Row Labels	Count of PARTY
DEM	1,331
REP	2,538
UNA	2,178
LIB	27
CST	6
GRE	1
Grand Total	6,081

133 Proposed

Row Labels	Count of GENDER
F	1,493
M	1,273
U	265
Grand Total	3,031

Row Labels	Count of RACE
A	74
B	162
I	8
M	11
O	88
U	294
W	2,394
Grand Total	3,031

Row Labels	Count of ETHNICITY
HL	74
NL	2,257
UN	700
Grand Total	3,031

Row Labels	Count of PARTY
DEM	698
REP	1,203
UNA	1,113
LIB	12
CST	4
GRE	1
Grand Total	3,031

134 Proposed

Row Labels	Count of GENDER
F	1,464
M	1,345
U	241
Grand Total	3,050

Row Labels	Count of RACE
A	18
B	125
I	4
M	7
O	40
U	277
W	2,579
Grand Total	3,050

Row Labels	Count of ETHNICITY
HL	33
NL	2,347
UN	670
Grand Total	3,050

Row Labels	Count of PARTY
DEM	633
REP	1,335
UNA	1,065
LIB	15
CST	2
Grand Total	3,050

The table below displays the increase of registered voters for Precinct 201 in the last 4 years.

Year	Registered Voters
2014	4,521
2016	4,692
2018	4,889
2020	5,084

Precinct Split: Brown Douglas Rec. Center – code 201

New Precinct: To Be Determined – code 202

Total Registered Voters as June 2021	4,744
Precinct	Number of Registered Voter After Spilt
Brown Douglas Rec. Center	2,290
To Be Determined	2,454

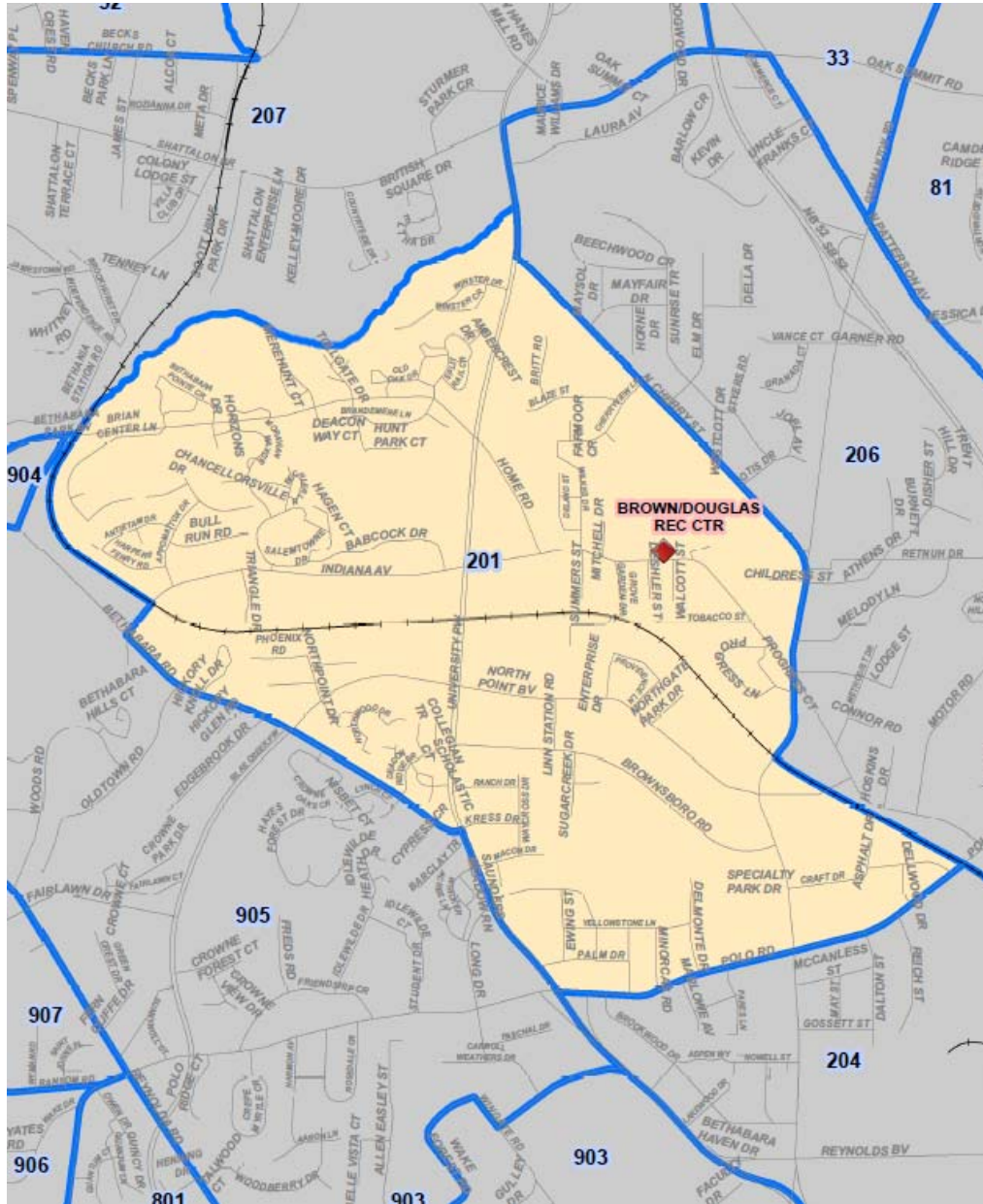
In the last four elections, precinct 201 - Brown Douglas Rec. Center had an average of 636 in-person voters. It is possible to see a decrease in in-person voting in the 2020 General Election due to the historical absentee-by-mail turnout. However, the consistent trend on in-person voting is evident in 2014, 2016, and 2018 elections.

Election Year	Votes in Person
2014	880
2016	685
2018	643
2020	336

In the last four elections, precinct 201 - Brown Douglas Rec. Center had an average of 259 absentee by-mail voters. Although the 2020 General Election had a historical absentee by-mail turnout, it is possible to see the low trend in the number of absentee by-mail votes in the 2014, 2016 and, 2018 elections.

Election Year	Absentee By-Mail Votes
2014	63
2016	164
2018	140
2020	668

- Precinct 201, Brown Douglas Rec. Center is located at 4725 Indiana Ave., Winston-Salem, NC 27106.
- Map for Precinct 201 before the redrawing of boundaries.



Statistics

201 Current

GENDER	Count - GENDER
F	2,483
M	1,600
U	659
Total Result	4,742

201 Proposed

GENDER	Count - GENDER
F	1,155
M	808
U	326
Total Result	2,289

202 Proposed

GENDER	Count - GENDER
F	1,328
M	792
U	333
Total Result	2,453

RACE	Count - RACE
A	21
B	2,466
I	6
M	38
O	132
U	679
W	1,400
Total Result	4,742

RACE	Count - RACE
A	14
B	1,156
I	3
M	24
O	72
U	343
W	677
Total Result	2,289

RACE	Count - RACE
A	7
B	1,310
I	3
M	14
O	60
U	336
W	723
Total Result	2,453

ETHNICITY	Count - ETHNICITY
HL	226
NL	2,896
UN	1,620
Total Result	4,742

ETHNICITY	Count - ETHNICITY
HL	140
NL	1,363
UN	786
Total Result	2,289

ETHNICITY	Count - ETHNICITY
HL	86
NL	1,533
UN	834
Total Result	2,453

PARTY	Count - PARTY
DEM	2,849
REP	471
UNA	1,395
LIB	25
CST	2
Total Result	4,742

PARTY	Count - PARTY
DEM	1,335
REP	230
UNA	711
LIB	12
CST	1
Total Result	2,289

PARTY	Count - PARTY
DEM	1,514
REP	241
UNA	684
LIB	13
CST	1
Total Result	2,453

The table below displays the increase of registered voters for Precinct 507 in the last 4 years.

Year	Registered Voters
2014	4,902
2016	5,229
2018	5,406
2020	5,574

Precinct Split: Sedge Garden Rec. Center – code 507

New Precinct: Linville Forest Church of Christ – code 508

Total Registered Voters as June 2021	5,354
Precinct	Number of Registered Voter After Spilt
Sedge Garden Rec. Center	2,536
Linville Forest Church of Christ	2,818

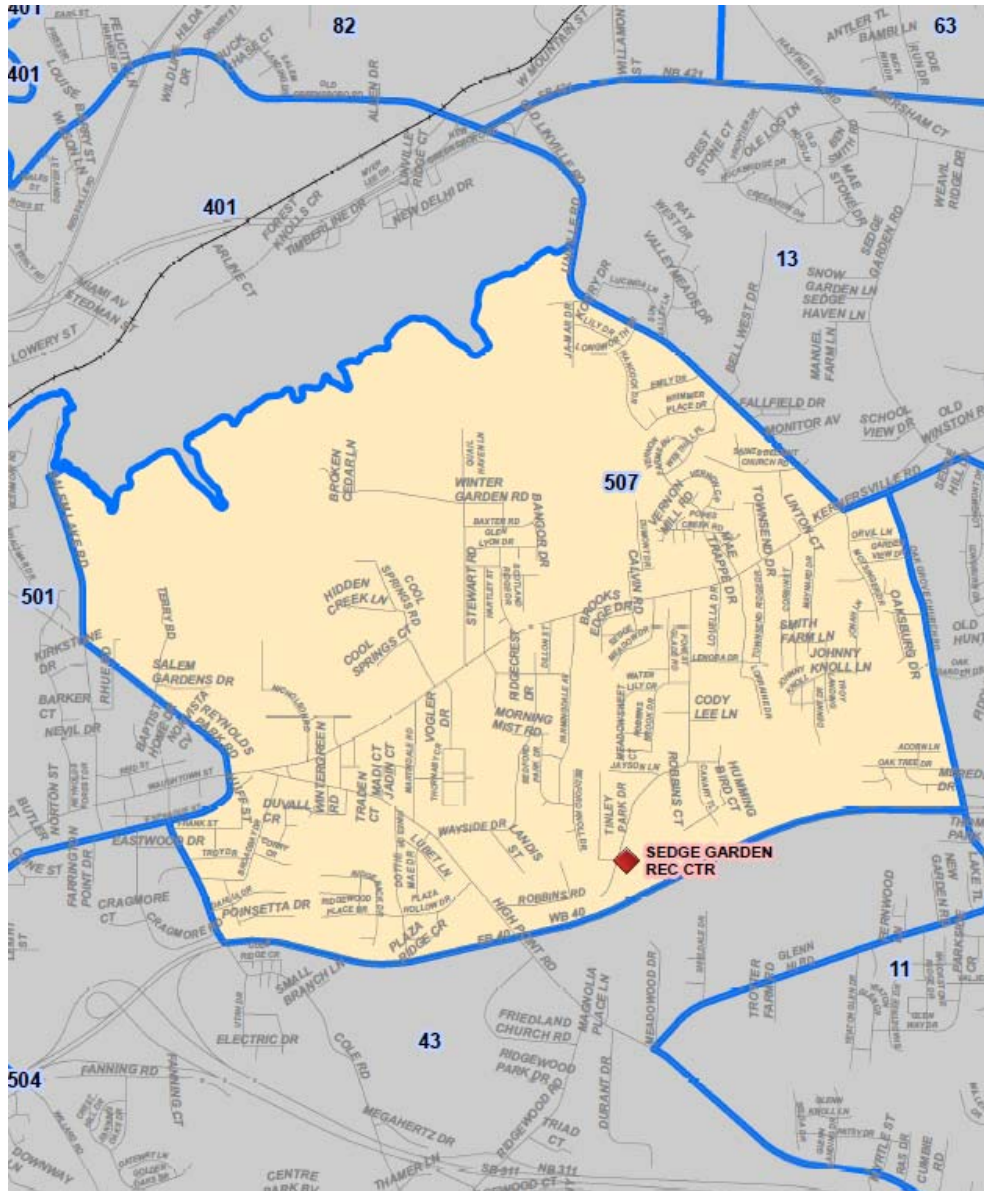
In the last four elections, precinct 507 - Sedge Garden Rec. Center had an average of 788 in-person voters. It is possible to see a decrease in in-person voting in the 2020 General Election due to the historical absentee-by-mail turnout. However, the consistent trend on in-person voting is evident in 2014, 2016, and 2018 elections.

Election Year	Votes in Person
2014	1,035
2016	837
2018	811
2020	470

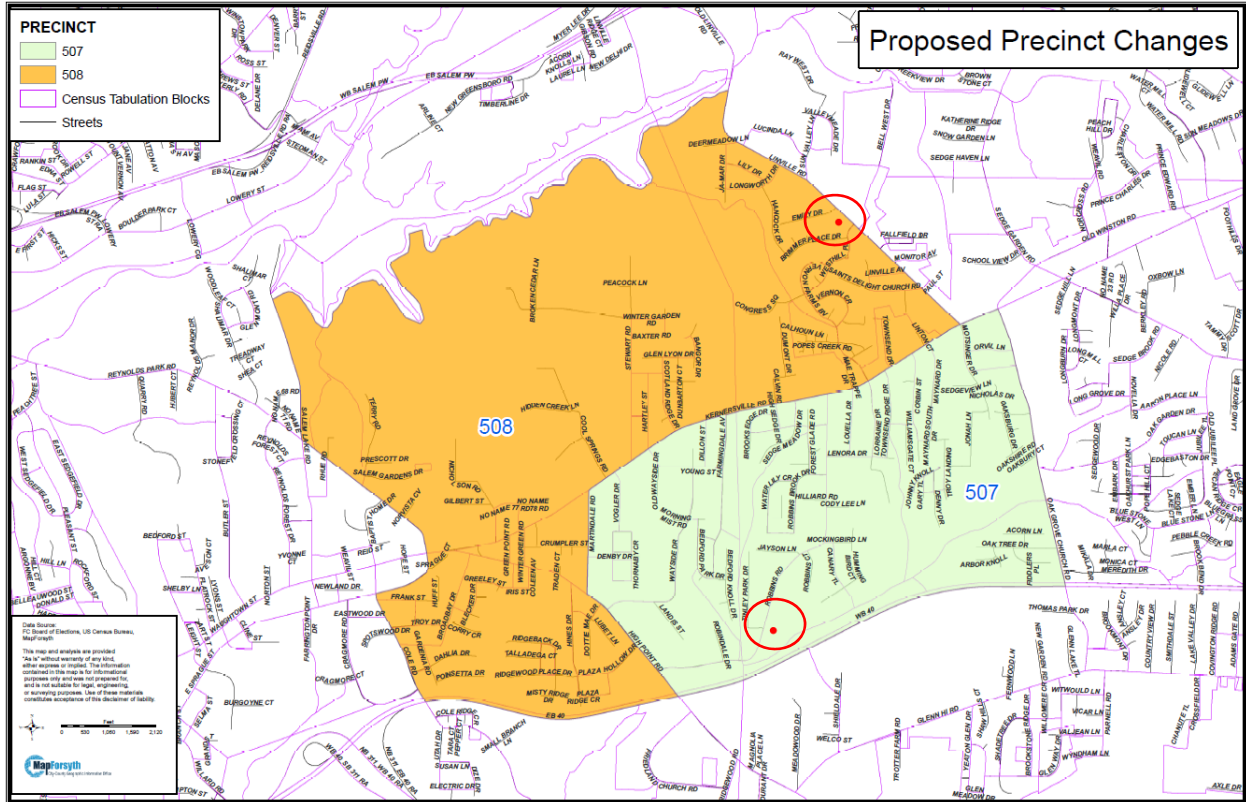
In the last four elections, precinct 507 - Sedge Garden Rec. Center had an average of 237 absentee by-mail voters. Although the 2020 General Election had a historical absentee by-mail turnout, it is possible to see the consistent low trend in the number of absentee by-mail votes in the 2014, 2016 and, 2018 elections.

Election Year	Absentee By-Mail Votes
2014	52
2016	148
2018	133
2020	614

- Precinct 507, Sedge Garden Rec. Center is located at 401 Robbins Road, Winston-Salem, NC 27107.
- Map for Precinct 507 before the redrawing of boundaries.



- Precinct 508, Linville Forest Church of Christ is located at 450 Linville Rd, Kernersville, NC 27284.
- Map for new Precinct 508.



Statistics

507 Current

GENDER	Count - GENDER
F	2,709
M	2,042
U	601
Total Result	5,352

RACE	Count - RACE
A	48
B	2,077
I	7
M	44
O	267
U	723
W	2,186
Total Result	5,352

ETHNICITY	Count - ETHNICITY
HL	410
NL	3,393
UN	1,549
Total Result	5,352

PARTY	Count - PARTY
CST	4
DEM	2,470
GRE	5
LIB	35
REP	1,185
UNA	1,653
Total Result	5,352

507 Proposed

GENDER	Count - GENDER
F	1,288
M	966
U	281
Total Result	2,535

RACE	Count - RACE
A	22
B	913
I	1
M	16
O	114
U	322
W	1,147
Total Result	2,535

ETHNICITY	Count - ETHNICITY
HL	158
NL	1,618
UN	759
Total Result	2,535

PARTY	Count - PARTY
CST	3
DEM	1,108
LIB	16
REP	637
UNA	771
Total Result	2,535

508 Proposed

GENDER	Count - GENDER
F	1,421
M	1,076
U	320
Total Result	2,817

RACE	Count - RACE
A	26
B	1,164
I	6
M	28
O	153
U	401
W	1,039
Total Result	2,817

ETHNICITY	Count - ETHNICITY
HL	252
NL	1,775
UN	790
Total Result	2,817

PARTY	Count - PARTY
CST	1
DEM	1,362
GRE	5
LIB	19
REP	548
UNA	882
Total Result	2,817